

Registration at LOOK4Optics

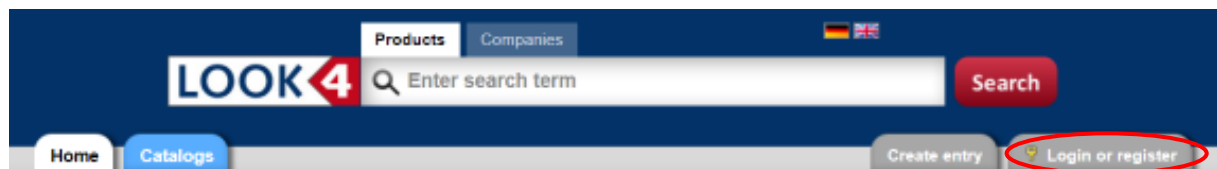
To be able to load catalogs into the industry software or the LOOK4Optics app, you must first register with LOOK4Optics.

This is done in 3 steps:

1. creation of an account at LOOK4ID (your login).
2. assignment or creation of your company entry
3. registration for the catalog download at the individual manufacturers (subscription to manufacturer catalogs).

Registration at Look4 ID

Please visit the URL <http://www.look4optics.com> and then click on top right at the tab 'Login or register'.



LOOK4Optics

LOOK4Optics is Europe's leading service portal for digital data exchange in the field of ophthalmic optics.

Look4Optics makes the electronic data exchange between opticians and suppliers very easy. Here you can download standardised catalogues in the **SPECTARIS format** and search for products across manufacturers. After downloading them into your industry software, you can order directly from your software, track your orders and, when the goods arrive, post the goods receipt directly via the electronic delivery note. Everything simply by click.

These suppliers already rely on LOOK4Optics



Login now to **download** catalogues or **register with new suppliers.**

You will then be forwarded to **Look4 ID** – the Single Sign On Service of the optics branch in order to create an individual user account. Click on right top to choose English language with click on the UK flag.

LOOK 4 ID Service

[Log in](#)[Register](#)[Lost Password?](#)[*Change password](#)[FAQ](#)

Single Sign On - Login



You have been forwarded here by another Internet site in order to register to the **Single Sign On(?) Service** of LOOK4. Once you have registered you will be reverted to the site <https://www.look4optics.de/RedirectFromAuthenticationService.ashx?redirect=https%3a%2f%2fwww.look4optics.de%2fDefault.aspx>. If you are not registered by now you can do that free of charge with the [registration form](#). This will only take a few minutes.

Username or email-address: Password: 

New here? - then please

Click on **'register'**

LOOK 4 ID Service

[Log in](#)[Register](#)[Lost Password?](#)[*Change password](#)[FAQ](#)

Registrierung

Email*: First name*: Family name*: Country*: **United Kingdom** ▼Language*: **English** ▼ Yes I have read the [privacy policy](#) and agree to it.

Captcha*: Please enter the characters in the image (captcha) into the text field.



BotDetect CAPTCHA ASP.NET Form Validation

Fields marked with a * are mandatory.
The password requires a minimum length of 4 characters.

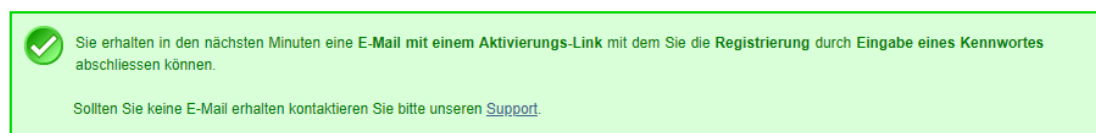
Please enter your user data and then click on **'Register'**.

Create an entry

You will now be led back to **LOOK4Optics**. In step 2 you will select your company entry or if you aren't represented yet at Look4 Optics you can add it now.



Registrierung / Aktivierung



You will then get the following message:

Dear user,

thank you very much for your registration at Look4Optics. To activate your account please open the following activation link within 24h and assign a password:

Loginname: smith@test-1.com

Activation link:

<https://look4id.com/Pages/de/ChangePassword.aspx?loginname=test1%40rieselfeld.com&k=T091NmpiZVA%3d&redirect=https%3a%2f%2fwww.look4optics.de%2fRedirectFromAuthenticationService.ashx%3fredirect%3dhttps%253a%252f%252fwww.look4optics.de%252fDefault.aspx&r=true>

The following information has been saved:

Email : Test-1

Forename : M.

Surname : Smith

Country : UK

Language : en

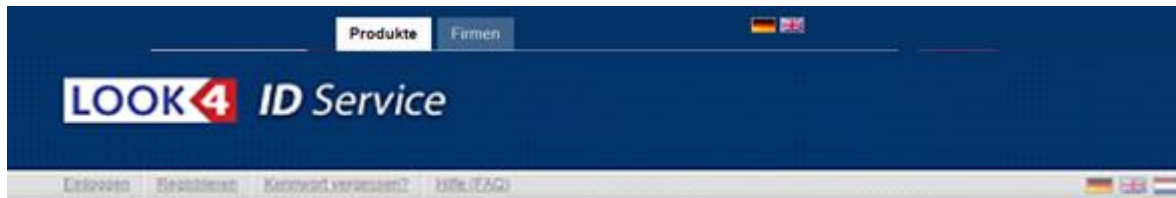
With kind regards

Your LOOK4 Team

Please do not reply to this e-mail. You can reach our support by mail at info@look4.de.

Further information about LOOK4, our products and help

can be obtained on our website: www.look4.de



Registrierung / Konto aktivieren

Benutzername: **info@optik-mustermann.de**
Passwort:
Passwort wiederholen:

Konto aktivieren

Das neue Passwort muss eine Mindestlänge von 4 Zeichen haben.

Firmeneintrag erstellen

Enter the chosen password to activate your account.

Click on the button 'Create company entry':

Please fill out the form to create your company entry.

Products Companies Optician Brands

Search

Home Catalogs
Create foreign entry Admin/Catalogs
Logged in as Helko (Logout)

My Account
[Edit user data](#)

Company entry
[Base data](#)
Employee (6)
Article groups (3)
Brands (6 Owned, 1 Deliverable)

Suppliers
My Suppliers (69)
[Add supplier](#)
[Request more suppliers](#)
[Suppliers overview](#)

Catalogs
[My Catalogs](#)
[Catalogs Overview](#)

Admin
[Company search](#)
[OAuth Token](#)
[LoadInfo](#)

Create company entry

Mandatory fields are **marked in bold**.

–Company name–

Id

Name of company

Vat ID

–Entry–

Company type

Company logo Keine ausgewählt

No logo uploaded yet ...

State

–Internet addresses–

Email address

Website

–Address–

Street, no.

Zip code

City

Country

–Phone–

Phone

–Software–

Software / Company

–Terms and conditions–

General terms and conditions

General terms and conditions

GELTUNG SBEREICH

Die im kaufmännischen Bereich geltenden Allgemeinen Geschäftsbedingungen der LOOK4 COMPANY GmbH werden auch für alle künftigen Geschäftsbeziehungen mit dem Vertragspartner zugrunde gelegt, selbst wenn sie nicht nochmals ausdrücklich vereinbart werden. Stattdessen wird dann ausdrücklich innerhalb der entsprechenden Auftragsbezeichnung auf diese AGB-Klausel hingewiesen, was für beide Seiten gleichwohl bindende Wirkung entfaltet. Den AGB der LOOK4 COMPANY GmbH sachlich und/oder rechtlich

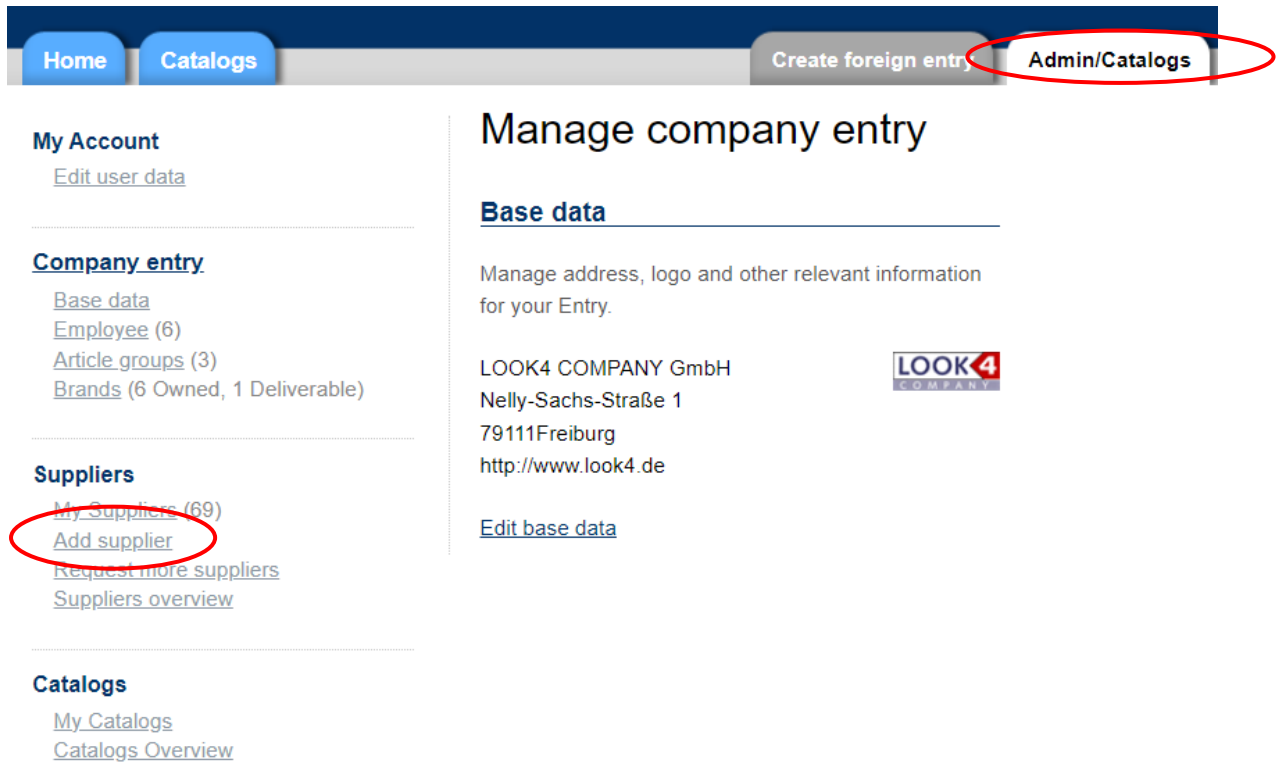
accept

Next

Click Agree and "Next".

Allocation of suppliers

Click on the top tab 'Admin/Catalogs'



The screenshot displays the LOOK4 COMPANY user interface. At the top, a navigation bar contains tabs for 'Home', 'Catalogs', 'Create foreign entry', and 'Admin/Catalogs'. The 'Admin/Catalogs' tab is highlighted with a red circle. Below the navigation bar, the main content area is divided into two columns. The left column contains a sidebar menu with sections: 'My Account' (with a link to 'Edit user data'), 'Company entry' (with links for 'Base data', 'Employee (6)', 'Article groups (3)', and 'Brands (6 Owned, 1 Deliverable)'), 'Suppliers' (with links for 'My Suppliers (69)', 'Add supplier', 'Request more suppliers', and 'Suppliers overview'), and 'Catalogs' (with links for 'My Catalogs' and 'Catalogs Overview'). The 'Add supplier' link is highlighted with a red circle. The right column is titled 'Manage company entry' and contains a 'Base data' section with a description: 'Manage address, logo and other relevant information for your Entry.' Below this, the company details are listed: 'LOOK4 COMPANY GmbH', 'Nelly-Sachs-Straße 1', '79111Freiburg', and 'http://www.look4.de'. A 'LOOK4 COMPANY' logo is also present. At the bottom of this section is a link for 'Edit base data'.

Then in the left menu under the menu item 'Administration / Catalogs' please click on 'Add supplier'.

Please choose a product group and country to get an overview of the suppliers. If you are not registered for a supplier, this entry is highlighted in purple - if you are already registered, the entry will be highlighted light green.

My Account

[Edit user data](#)

Company entry "Smith Optics Test"

[Base data](#)
[Employee](#) (0)
[Article groups](#) (0)
[Brands](#) (0 Owned, 0 Deliverable)

Suppliers

[My Suppliers](#) (0)
[Add supplier](#)
[Request more suppliers](#)
[Suppliers overview](#)

Catalogs

'Subscribed Catalogs' of this company
[Catalogs Overview](#)

Admin

[Company search](#)
[Edit this company](#)
[OAuth Token](#)
[LoadInfo](#)

Add Supplier

Please select here the desired product group and country. Manufacturers you have already registered to are marked green. To register for the download of the catalog, please click on the appropriate supplier name in (column 'Supplier').

Product group: Country:

Supplier	Customernumber
Alcon Pharma GmbH	
Appenzeller Kontaktlinsen AG	
Bausch & Lomb GmbH	
BILOSA Handels GmbH	
Clearlab GmbH	
CooperVision GmbH	
Falco Linsen GmbH	
GALIFA Contactlinsen AG	
Hecht Contactlinsen GmbH	
Hetych Kontaktlinsen KG	
Johnson & Johnson Vision Care	
Mark'ennovy	
Menicon GmbH Kontaktlinsen	
MPG&E Handel und Service GmbH	
SwissLens SA	
TECHLENS WL Contactlinsen GmbH	
Wöhlk Contactlinsen GmbH	

Supplier not found? [Click here](#) to search for the supplier and ask him directly to provide his catalog via LOOK4Optics.

Click the desired supplier in the 'Catalog download' column to register. Please enter now your client no. and your zip code and then click on 'Save'.

My Account

[Edit user data](#)

Company entry "Smith Optics Test"

[Base data](#)
[Employee](#) (0)
[Article groups](#) (0)
[Brands](#) (0 Owned, 0 Deliverable)

Suppliers

[My Suppliers](#) (0)
[Add supplier](#)
[Request more suppliers](#)
[Suppliers overview](#)

Catalogs

'Subscribed Catalogs' of this company
[Catalogs Overview](#)

Add supplier Falco Linsen GmbH

i To add a supplier, you need a customer number at the supplier and your postal code. For your main customer number, enter the postal code of your main address with this supplier. For customer numbers for ordering from subscription systems with a different delivery address, enter the postal code of the different delivery address (subscription logistics address).

Mandatory fields are **marked in bold**.

Supplier

Falco Linsen GmbH



Client no. at supplier

997653



Zip code

AB1 2CD



[Save](#)

The registration is now successfully completed, and you can download immediately catalogs from the suppliers. Under 'Subscribed catalogs' you will find the overview of the catalogs already assigned. Here you can also delete the assignments (at the top right) and activate the email notification on new catalogs. At the top, you can select to receive notifications in general, and at the supplier, you may select the function deliberately.

Subscribed Catalogs

You have successfully subscribed to manufacturer **Falco Linsen GmbH**.

To order products on Look4 optics, you must authenticate with your customer number at the suppliers. Thus you also see your private label products at the respective manufacturers and can download individualized catalogs with your products. If the manufacturer supports electronic ordering you can also order online.

Email-notification on new catalogs to me


New supplier

Falco Linsen GmbH	Delete
Your client no.:	997653
This is the main customer number	<input checked="" type="checkbox"/>
Email-notification on new catalogs enabled?	<input checked="" type="checkbox"/>
<hr/>	
Current catalog:	falcolinsen-eu_prod.catalog_eu_de.xml.7
Comment:	Produktkatalog Falco Linsen EU
Clearance-date:	10/6/2017 10:52 AM
Valid for following countries:	AT, BE, BG, CY, CZ, DE, DK, EE, ES, FI, FR, GB, GR, HR, HU, IE, IT, LT, LU, LV, MT, NL, NO, PL, PT, RO, SE, SI, SK
<hr/>	
Johnson & Johnson Vision Care NL & UK	Delete
Your client no.:	997653
This is the main customer number	<input checked="" type="checkbox"/>
Email-notification on new catalogs enabled?	<input checked="" type="checkbox"/>
<hr/>	
Current catalog:	inj-NL_prod.catalog_uk.xml.33
Comment:	Johnson & Johnson UK
Clearance-date:	10/6/2017 11:39 AM
Valid for following countries:	GB

If you have two customer numbers for a supplier, such as a regular and one for a subscription system, you can define which customer number is to be designated as the main customer number for the download, by selecting the field ' This is my main customer number ' hook or not:

However, you can also change the assignment of the main customer number later by making the corresponding assignment under 'Subscribed catalogs ':

Falco Linsen GmbH
[Delete](#)



Your client no.: 997653

This is the main customer number

Email-notification on new catalogs enabled?


Current catalog: [falcolinsen-eu_prod.catalog_eu_de.xml.7](#)

Comment: Produktkatalog Falco Linsen EU

Clearance-date: 10/6/2017 10:52 AM

Valid for following countries: AT, BE, BG, CY, CZ, DE, DK, EE, ES, FI, FR, GB, GR, HR, HU, IE, IT, LT, LU, LV, MT, NL, NO, PL, PT, RO, SE, SI, SK

Falco Linsen GmbH
[Delete](#)



Your client no.: 997655

This is the main customer number

Email-notification on new catalogs enabled?

Current catalog: [falcolinsen-eu_prod.catalog_eu_de.xml.7](#)

Comment: Produktkatalog Falco Linsen EU

Clearance-date: 10/6/2017 10:52 AM

Valid for following countries: AT, BE, BG, CY, CZ, DE, DK, EE, ES, FI, FR, GB, GR, HR, HU, IE, IT, LT, LU, LV, MT, NL, NO, PL, PT, RO, SE, SI, SK

Under the menu item 'Suppliers' you will find your supplier assignments listed again.

Registered suppliers

Employees of your company have registered with these suppliers:

Supplier	Country	Customernumber
Falco Linsen GmbH	DE	997653
Falco Linsen GmbH	DE	997655
Johnson & Johnson Vision Care NL & UK	NL	997653

And under 'Add supplier ' you can register to all the suppliers, even for suppliers who do not currently have a catalog available. We then forward your inquiries to the respective suppliers.

For further questions please contact us directly:

LOOK4 COMPANY GmbH

Nelly-Sachs-Straße 1

79111 Freiburg

Germany

Tel. +49 (0)761 130 74 76

Fax +49 (0)761 130 74 77

Mail: info@look4.de



www.look4optics.com